


My Passport™ for Mac®

Portable Hard Drive
User Manual



WD Service and Support

Should you encounter any problem, please give us an opportunity to address it before returning this product. Most technical support questions can be answered through our knowledge base or e-mail support service at support.wdc.com. If the answer is not available or, if you prefer, please contact WD at the best telephone number shown below.

Your product includes 30 days of free telephone support during the warranty period. This 30-day period starts on the date of your first telephone contact with WD technical support. E-mail support is free for the entire warranty period and our extensive knowledge base is available 24/7. To help us keep you informed of new features and services, remember to register your product online at <https://www.wdc.com/register>.

Accessing Online Support

Visit our product support website at support.wdc.com and choose from these topics:

- **Downloads** - Download drivers, software, and updates for your WD product.
- **Registration** - Register your WD product to get the latest updates and special offers.
- **Warranty & RMA Services** - Get Warranty, Product Replacement (RMA), RMA Status, and Data Recovery Information.
- **Knowledge Base** - Search by keyword, phrase, or answer ID.
- **Installation** - Get online installation help for your WD product or software.

Contacting WD Technical Support

When contacting WD for support, have your WD product serial number, system hardware, and system software versions available.

North America		Asia Pacific	
English	800.ASK.4WDC (800.275.4932)	Australia	1 800 42 9861
Spanish	800.832.4778	China	800 820 6682/+65 62430496
		Hong Kong	+800 6008 6008
		India	1 800 11 9393 (MNTL)/1 800 200 5789 (Reliance) 011 26384700 (Pilot Line)
Europe (toll free)*	00800 ASK4 WDEU (00800 27549338)	Indonesia	+803 852 9439
		Japan	00 531 650442
		Korea	02 703 6550
Europe	+31 880062100	Malaysia	+800 6008 6008/1 800 88 1908/+65 62430496
Middle East	+31 880062100	Philippines	1 800 1441 0159
Africa	+31 880062100	Singapore	+800 6008 6008/+800 608 6008/+65 62430496
		Taiwan	+800 6008 6008/+65 62430496

* Toll free number available in the following countries: Austria, Belgium, Denmark, France, Germany, Ireland, Italy, Netherlands, Norway, Spain, Sweden, Switzerland, United Kingdom.

1

Getting Started

Thank you for purchasing this WD product. For the latest WD product information and news, visit our website at www.westerndigital.com.

Kit Contents

- My Passport for Mac Portable Hard Drive
- USB cable
- Quick Install Guide

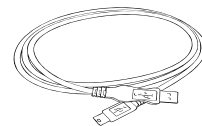
Important: My Passport is intended for use only with the USB cable supplied.



Quick Install Guide



My Passport for Mac Portable Hard Drive



USB Cable

Compatibility

Macintosh®

- An available USB port
- Mac OS® X 10.4.11+ or 10.5.3+

Windows®

- An available USB port
- Windows 2000/XP/Vista

Note: Compatibility may vary depending on user's hardware configuration and operating system. To use this device with Windows, you must first reconfigure it to Windows format. Search our knowledge base at support.wdc.com for answer ID # 1550 and follow the instructions as prompted.

Important: For highest performance and reliability, it is recommended that you install the latest updates and service pack (SP). Go to the **Apple** menu and select **Software Update**.

Recording Your WD Product Information

In the following table, write the serial number and model number of your new WD product, found on the label on the bottom of the device. Also, write the purchase date and other notes such as your operating system and version. This information is necessary for setup and technical support.

Serial Number:
Model Number:
Purchase Date:
System and Software Notes:

Registering Your WD Product

Your WD product includes 30 days of free technical support during the applicable warranty period for your product. The 30-day period commences on the date of your first telephone contact with WD technical support. Register online at register.wdc.com.

Handling Precautions

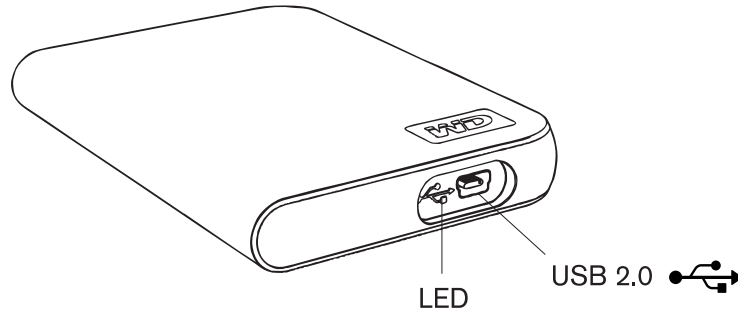
WD products are precision instruments and must be handled with care during unpacking and installation. Drives may be damaged by rough handling, shock, or vibration. Be aware of the following precautions when unpacking and installing your external storage product:

- Do not drop or jolt the device.
- Do not move the device when connected.
- Do not stack any objects on top of the device.
- Do not operate or store the device in an ambient temperature above 40°C (104°F).

2

About Your WD Drive

Features



LED

The power/activity LED is located on the bottom panel of the device.

USB 2.0 Interface

USB is the industry standard interface for most Windows-based computers. Hi-Speed USB (USB 2.0) supports data transfer rates up to 480 Mb/s. USB 2.0 is backward-compatible with USB 1.1. Connection to a USB 1.1 port transfers data at USB 1.1 speed (up to 12 Mbps).

Drive Format

This WD device is preformatted to HFS+ (Journaled) for compatibility with Macintosh operating systems. To reformat the device to Windows, visit support.wdc.com and search our knowledge base for answer ID# 1550.

Important: Reformatting the drive erases all its contents. If you have already saved files on the My Passport drive, be sure to back them up before reformatting.

Optional Power Booster Cable

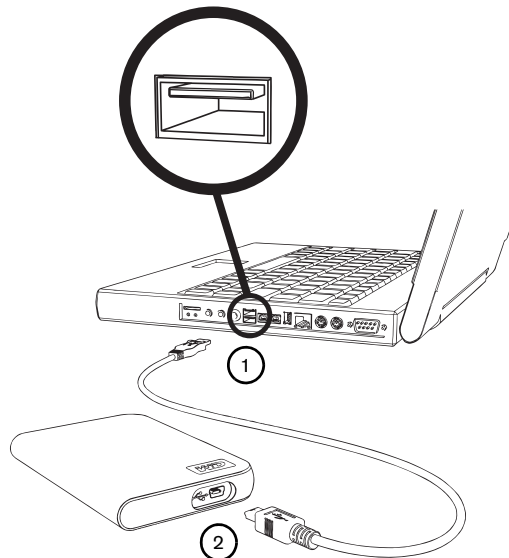
For USB connectivity, a special USB cable may be needed for computers with limited bus power. For more information in the U.S., visit shopwd.com. Outside the U.S., contact WD Technical Support in your region. For a list of Technical Support contacts, visit support.wdc.com and see Knowledge Base Answer ID 1048.

File Backup—Apple® Time Machine™

Mac OS 10.5 users can manage automatic file backup and recovery using Time Machine. Visit Apple's support website at support.apple.com and search for article HT1427 for more information.

3

Connecting the Device



1. Turn on your computer.
2. Using the USB cable* supplied in the kit, connect the drive to the computer as shown. The drive mounts to the desktop and a My Passport icon appears. The drive is ready for use.
3. To view the user manual, double-click the My Passport icon.

To use this device with Windows, you must first reconfigure it to Windows format. Search our knowledge base at support.wdc.com for answer ID # 1550 and follow the instructions as prompted.

*To ensure proper operation of the drive, only use the USB cable supplied in the kit.

4

Turning Off/Disconnecting the Device

Macintosh

Drag the My Passport icon to the Trash icon for proper dismount. You may hear the drive power down before the Power LED turns off. The drive is now shut down properly, and you may disconnect the drive safely.

5

Troubleshooting

If you have problems when installing or using this product, refer to this troubleshooting section or visit our support website at support.wdc.com and search our knowledge base for more help.

How to	Answer ID
■ format the drive to Mac OS format	287
■ back up data using Mac OS 10.5.x and Time Machine	1694
■ format a WD My Book Essential, Studio, Studio II, or My Passport Studio Edition hard drive for usage with Windows	1550
■ obtain and reinstall the original software included with this product	1425
■ use a WD external drive with My Computer	1717

Frequently Asked Questions

Q: *Why does the drive not power up or is not recognized by the computer?*

A: You must use the FireWire or USB cable supplied in the kit. For USB connectivity, a special USB cable may be needed for computers with limited bus power. For more information in the U.S., visit shopwd.com. Outside the U.S., contact WD Technical Support in your region. If your system has a USB 2.0 PCI adapter card, be sure that its drivers are installed before connecting your WD USB 2.0 external storage product. The drive is not recognized correctly unless USB 2.0 root hub and host controller drivers are installed. Contact the adapter card manufacturer for installation procedures.

Q: *How do I partition and reformat the drive for Windows?*

A: For directions on how to partition and format this device for Windows, please search our knowledge base for answer ID 1550 at support.wdc.com.

Q: *Why is the data transfer rate slow?*

A: Your system may be operating at USB 1.1 speeds due to an incorrect driver installation of the USB 2.0 adapter card or a system that does not support USB 2.0. If your system includes a PCI slot, you can achieve Hi-Speed USB transfer rates by installing a USB 2.0 PCI adapter card. Contact the card manufacturer for installation procedures and more information.

6

Appendix

Regulatory Compliance

FCC Class B Information

This device has been tested and found to comply with the limits of a Class B digital device, pursuant to Part 15 of the FCC Rules. These limits are designed to provide reasonable protection against harmful interference in a residential installation. This unit generates, uses, and can radiate radio frequency energy and, if not installed and used in accordance with the instructions, may cause harmful interference to radio or television reception. However, there is no guarantee that interference will not occur in a particular installation. Any changes or modifications not expressly approved by WD could void the user's authority to operate this equipment.

ICES-003/NMB-003 Statement

Cet appareil numérique de la classe B est conforme à la norme ICES-003 du Canada.
This device complies with Canadian ICES-003 Class B.

Safety Compliance

Approved for US and Canada. CAN/CSA-C22.2 No. 60950-1, UL 60950-1: Safety of Information Technology Equipment.
Approuvé pour les Etats-Unis et le Canada. CAN/CSA-C22.2 No. 60950-1, UL 60950-1: Sûreté d'équipement de technologie de l'information.

CE Compliance For Europe

Marking by the CE symbol indicates compliance of this system to the applicable Council Directives of the European Union, including the EMC Directive (2004/108/EC) and the Low Voltage Directive (2006/95/EC). A "Declaration of Conformity" in accordance with the applicable directives has been made and is on file at Western Digital Europe.

GS Mark (Germany only)

Machine noise - regulation 3. GPSGV: Unless declared otherwise, the highest level of sound pressure from this product is 70db(A) or less, per EN ISO 7779. Maschinenlärminformations-Verordnung 3. GPSGV: Der höchste Schalldruckpegel beträgt 70 db(A) oder weniger gemäß EN ISO 7779, falls nicht anders gekennzeichnet oder spezifiziert.

VCCI Notice (Japan only)

この装置は、情報処理装置等電波障害自主規制協議会（VCCI）の基準に基づくクラスB情報技術装置です。この装置は、家庭環境で使用することを目的としています。この装置がラジオやテレビジョン受信機に近接して使用されると、受信障害を引き起こすことがあります。
取扱説明書に従って正しい取り扱いをして下さい。

This is a Class B product based on the standard of the Voluntary Control Council for Interference (VCCI) from information technology equipment. If this is used near a radio or television receiver in a domestic environment, it may cause radio interference. Install and use the equipment according to the instruction manual.

MIC Notice (Republic of Korea only)

기종별	사용자 안내문
B급 기기 (가정용 정보통신기기)	이 기기는 가정용으로 전자파적합등록을 한 기기로서 주거지역에서는 물론 모든 지역에서 사용할 수 있습니다.

Class B Device 1 Please note that this device has been approved for non-business purposes and may be used in any environment, including residential areas.

Environmental Compliance (China)

有毒有害物或元素

部件名称	产品中有毒有害物或元素的名称及含量					
	铅 (Pb)	汞 (Hg)	镉 (Cd)	六价 铬 (Cr (VI))	多溴化联 (二) 苯 (PBB)	多溴化 二苯醚 (PBDE)
减震架(4)	○	○	○	○	○	○
减震器(4 pcs)	○	○	○	○	○	○
脚垫(4 pcs)	○	○	○	○	○	○
带镜头的上盖	○	○	○	○	○	○
底盖	○	○	○	○	○	○
PCBA	○	○	○	○	○	○
硬盘驱动器	X	○	○	○	○	○
微型 USB 电缆	○	○	○	○	○	○
EMI 底盖	○	○	○	○	○	○
聚酯薄膜	○	○	○	○	○	○

O: 表示有毒有害物在该部件的所有均质材料中的含量均低于 SJ/T11363-2006 标准规定的限量要求以下。
X: 表示该有毒有害物至少在该部件的某一均质材料中的含量超出 SJ/T11363-2006 标准规定的限量要求。
(在此表中, 企业可能需要根据实际情况对标记“X”的项目进行进一步的技术性解释。)

Warranty Information

Obtaining Service

WD values your business and always attempts to provide you the very best of service. If this Product requires maintenance, either contact the dealer from whom you originally purchased the Product or visit our product support website at support.wdc.com for information on how to obtain service or a Return Material Authorization (RMA). If it is determined that the Product may be defective, you will be given an RMA number and instructions for Product return. An unauthorized return (i.e., one for which an RMA number has not been issued) will be returned to you at your expense. Authorized returns must be shipped in an approved shipping container, prepaid and insured, to the address provided on your return paperwork. Your original box and packaging materials should be kept for storing or shipping your WD product. To conclusively establish the period of warranty, check the warranty expiration (serial number required) via support.wdc.com. WD shall have no liability for lost data regardless of the cause, recovery of lost data, or data contained in any Product placed in its possession.

Limited Warranty

WD warrants that the Product, in the course of its normal use, will for the term defined below, be free from defects in material and workmanship and will conform to WD's specification therefor. The term of your limited warranty depends on the country in which your Product was purchased. The term of your limited warranty is for 3-years in the North, South and Central America region, 3-years in the Europe, the Middle East and Africa region, and 3-years in the Asia Pacific region, unless otherwise required by law. The term of your limited warranty shall commence on the purchase date appearing on your purchase receipt. WD shall have no liability for any Product returned if WD determines that the Product was stolen from WD or that the asserted defect a) is not present, b) cannot reasonably be rectified because of damage occurring before WD receives the Product, or c) is attributable to misuse, improper installation, alteration (including removing or obliterating labels and opening or removing external enclosures, unless the product is on the list of limited user-serviceable products and the specific alteration is within the scope of the applicable instructions, as found at support.wdc.com), accident or mishandling while in the possession of someone other than WD. Subject to the limitations specified above, your sole and exclusive warranty shall be, during the period of warranty specified above and at WD's option, the repair or replacement of the Product. The foregoing warranty of WD shall extend to repaired or replaced Products for the balance of the applicable period of the original warranty or ninety (90) days from the date of shipment of a repaired or replaced Product, whichever is longer.

The foregoing limited warranty is WD's sole warranty and is applicable only to products sold as new. The remedies provided herein are in lieu of a) any and all other remedies and warranties, whether expressed, implied or statutory, including but not limited to, any implied warranty of merchantability or fitness for a particular purpose, and b) any and all obligations and liabilities of WD for damages including, but not limited to accidental, consequential, or special damages, or any financial loss, lost profits or expenses, or lost data arising out of or in connection with the purchase, use, or performance of the Product, even if WD has been advised of the possibility of such damages. In the United States, some states do not allow exclusion or limitations of incidental or consequential damages, so the limitations above may not apply to you. This warranty gives you specific legal rights, and you may also have other rights which vary from state to state.

Western Digital
20511 Lake Forest Drive
Lake Forest, California 92630 U.S.A.

Information furnished by WD is believed to be accurate and reliable; however, no responsibility is assumed by WD for its use nor for any infringement of patents or other rights of third parties which may result from its use. No license is granted by implication or otherwise under any patent or patent rights of WD. WD reserves the right to change specifications at any time without notice.

Western Digital, WD, and the WD logo are registered trademarks in the U.S. and other countries; and My Passport is a trademark of Western Digital Technologies, Inc. Other marks may be mentioned herein that belong to other companies.

© 2008 Western Digital Technologies, Inc. All rights reserved.

4779-705018-A00 Nov 2008